

2" Flush Mount Cylinder

15W LED Surface Mount (Round or Square)

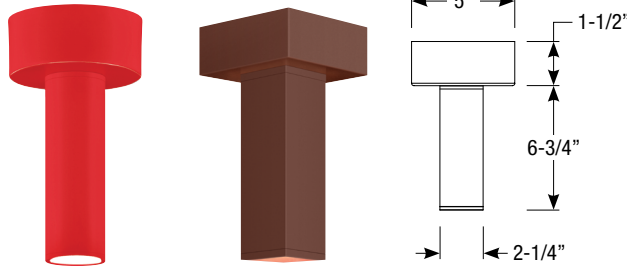
Catalog #:

Type:





Project:

Date:

Notes:



STANDARD FINISHES

 ABL (Aegean Blue)	 PNC (Painted Natural Copper)
 BB (Burnished Bronze)	 RD (Red)
 BK (Gloss Black)	 SGR (Sage Green)
 BLU (Blue)	 SND (Sand)
 DVG (Dove Gray)	 SS (Satin Silver)
 FLG (Flannel Gray)	 TBZ (Textured Bronze)
 GA (Galvanized)	 TGP (Textured Graphite)
 GWT (Gloss White)	 TNG (Tangerine)
 LG (Lime Green)	 TTL (Tahitian Teal)
 MB (Matte Black)	 WT (Semi Gloss White)
 MBL (Midnight Blue)	 YEL (Yellow)
 PNA (Painted Natural Aluminum)	

Electrical Data

CCT	CRI	Wattage	Delivered Lumens	Efficacy
2700K	90 CRI	15W	821lm	55lpw
3000K	90 CRI	15W	880lm	59lpw
3500K	90 CRI	15W	947lm	63lpw
4000K	90 CRI	15W	947lm	63lpw

Multiplier for Delivered Lumens

Wattage	10	15
Multiplier	0.69	1

Specifications

Field Replaceable LED Light Engine

- LED with 2 SDCM binning
- 2700K, 3000K, 3500K and 4000K at 90 CRI
- 10°, 30°, 50° and 80° optics

Field Replaceable Dimming Driver

- Multiple dimming drivers available
- Power factor > 0.9, 50/60Hz

Mounting

5" x 1-1/2" canopy included with standard universal dim driver. (7-1/8" x 2-1/4" round canopy or 6-1/4" x 2-1/4" square canopy included with Lutron and eldoLED drivers)

Finishes

Available in 22 standard finishes with optional coastal coating to protect finish in coastal environments.

Listing / Warranty

- Five (5) year limited warranty
- UL listed to US and Canadian standards for damp locations



JA8 TITLE 24 COMPLIANT

Order Matrix

2" Flush Mount Cylinder (Example: LF2-10-35-10-BK-4-S)

Series	Wattage	CCT / CRI	Optic	Finish	Coastal Coating Option	Rev	Driver	Canopy
LF2 (Round)	-10	-27 (2700K / 90 CRI)	-10	-ABL (Aegean Blue)	(blank) (No coating)	-4	-S² (ERP, Universal Dim, Triac/ELV/ 0-10V 1% 120-277V)	(blank) (standard canopy)
SLF2 (Square)	-15	-30 (3000K / 90 CRI)	-30	-BB (Burnished Bronze)	-C (Coating)		-L1¹ (Lutron Hi-lume® 2-Wire 1% 120V)	-CC1³ (Conduit 3-1/4" canopy)
		-35 (3500K / 90 CRI)	-50	-BK (Gloss Black)			-L3¹ (Lutron Hi-lume® Fade-to-Black 1% 120-277V)	-CC2³ (Conduit 3-7/8" canopy)
		-40 (4000K / 90 CRI)	-80	-BLU (Blue)			-EL1¹ (eldoLED DALI 1% 120-277V)	
				-DVG (Dove Gray)			-EL2¹ (eldoLED 0-10V 1% 120-277V)	
				-FLG (Flannel Gray)			-DMX¹ (DMX 1% 120-277V)	
				-GA (Galvanized)				
				-GWT (Gloss White)				
				-LG (Lime Green)				
				-MBL (Midnight Blue)				
				-MB (Matte Black)				
				-PNA (Painted Natural Aluminum)				
				-PNC (Painted Natural Copper)				
				-RD (Red)				
				-SGR (Sage Green)				
				-SND (Sand)				
				-SS (Satin Silver)				
				-TBZ (Textured Bronze)				
				-TGP (Textured Graphite)				
				-TNG (Tangerine)				
				-TTL (Tahitian Teal)				
				-WT (Semi Gloss White)				
				-YEL (Yellow)				

Emergency

EM-1000	(25W Remote Inverter)
EM-1002	(10W Remote Inverter)
EM-1003	(35W Remote Inverter)
EM-1003-CA	(35W Remote Inverter) Title 20
EM-1004	(50W Remote Inverter)
EM-1006	(25W Remote Inverter) Title 20

Optic

EDLM-10-OPTIC-3	(10° Spot)
EDLM-30-OPTIC-3	(30° Spot)
EDLM-50-OPTIC-3	(50° Spot)
EDLM-80-OPTIC-3	(80° Spot)

1. Includes larger canopy
2. Forward and reverse dimming at 120V only

3. CC1 and CC2 only for S driver option

Spec-00222 Revised 07/13/2022

14508 Nelson Ave. City of Industry, CA 91744 • tel: 626.336.4511 • fax: 626.330.4266 • www.csllighting.com

©2021 Creative Systems Lighting, A Division of Troy-CSL Lighting, Inc.

All rights reserved. Subject to change without notice.

