

Entity - Adjustable

25W LED Cylinder (Surface Mounted)

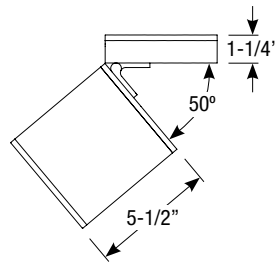
Catalog #:

Type:

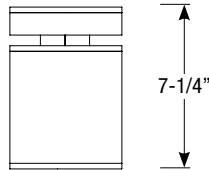
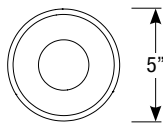
Project:

Date:



Notes:



SS4021-ADJ-27-TNG



STANDARD FINISHES

 ABL (Aegean Blue)	 PNC (Painted Natural Copper)
 BB (Burnished Bronze)	 RD (Red)
 BK (Gloss Black)	 SGR (Sage Green)
 BLU (Blue)	 SND (Sand)
 DVG (Dove Gray)	 SS (Satin Silver)
 FLG (Flannel Gray)	 TBZ (Textured Bronze)
 GA (Galvanized)	 TGP (Textured Graphite)
 GWT (Gloss White)	 TNG (Tangerine)
 LG (Lime Green)	 TTL (Tahitian Teal)
 MB (Matte Black)	 WT (Semi Gloss White)
 MBL (Midnight Blue)	 YEL (Yellow)
 PNA (Painted Natural Aluminum)	

Electrical Data

CCT	CRI	Wattage	Delivered Lumens	Efficacy
2700K	90 CRI	25W	1716lm	69lpw
3000K	90 CRI	25W	1838lm	74lpw
3500K	90 CRI	25W	1975lm	79lpw
4000K	80 CRI	25W	2612lm	104lpw

Multiplier for Delivered Lumens

Wattage	10	15	20	25
Multiplier	0.45	0.69	0.83	1

Specifications

Description

A decorative, directional light that combines stylish design with a dimmable, energy efficient light source.

Housing

- Machined aluminum housing with solite glass lens rotates 359° horizontally and 50° vertically

Field Replaceable LED Light Engine

- 25W LED with 2 SDCM binning
- 2700K, 3000K and 3500K at 90 CRI / 4000K at 80 CRI
- 10°, 30°, 50° and 80° optics available
- 50,000 hours at 70% lumen maintenance (L70)

Mounting

Surface mounted directly over junction box

Finishes

Available in 22 standard finishes with optional coastal coating to protect finish in coastal environments.

Field Replaceable Dimming Driver

- Universal dimming (Triac, ELV and 0-10V)
- Remote Lutron Hi-lume 2-Wire available
- Power factor > 0.9, 50/60Hz

Listing / Warranty

- Five (5) year limited warranty
- UL listed to US and Canadian standards for damp locations



Order Matrix

Entity - Adjustable (Example: SS4021-ADJ-10-27-10-RD-2)

Series	Wattage	CCT / CRI	Optic	Finish	Coastal Coating Option	Rev	Driver
SS4021-ADJ	-10	-27 (2700K / 90 CRI)	-10	-ABL (Aegean Blue)	(blank) (No coating)	-2	-S¹ (ERP, Universal Dim, Triac/ELV/0-10V 10% 120-277V) -LR1 (Remote Lutron Hi-lume® 2-Wire 1% 120V)
	-15	-30 (3000K / 90 CRI)	-30	-BB (Burnished Bronze)	-C (Coating)		
	-20	-35 (3500K / 90 CRI)	-50	-BK (Gloss Black)			
	-25	-40 (4000K / 80 CRI)	-80	-BLU (Blue)			
				-DVG (Dove Gray)			
				-FLG (Flannel Gray)			
				-GA (Galvanized)			
				-GWT (Gloss White)			
				-LG (Lime Green)			
				-MBL (Midnight Blue)			
				-MB (Matte Black)			
				-PNA (Painted Natural Aluminum)			
				-PNC (Painted Natural Copper)			
				-RD (Red)			
				-SGR (Sage Green)			
				-SND (Sand)			
				-SS (Satin Silver)			
				-TBZ (Textured Bronze)			
				-TGP (Textured Graphite)			
				-TNG (Tangerine)			
				-TTL (Tahitian Teal)			
				-WT (Semi Gloss White)			
			-YEL (Yellow)				

Emergency

- EM-1000** (25W LED Remote Inverter)
- EM-1003** (35W LED Remote Inverter)
- EM-1004** (50W LED Remote Inverter)

Optic

- EDL-10-OPTIC-5** (10° Spot)
- EDL-30-OPTIC-4** (30° Spot)
- EDL-50-OPTIC-4** (50° Spot)
- EDL-80-OPTIC-4** (80° Spot)

1. Forward and reverse dimming at 120V only