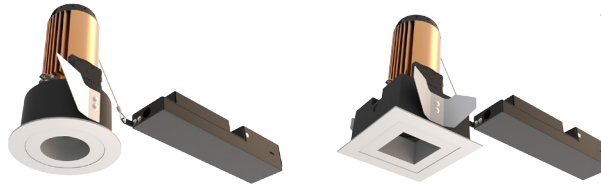


## 2" acrobat LED Pinhole Downlight - Warm Dimming Remodel Housing

Round or Square / Trimmed or Trimless



Wattage	CCT	Delivered Lumens	Efficacy
10W	1850 - 3000K	608lm	61lpw

Lumens will vary depending on CCT, optic & lens option

### Description

- Acrobat downlight delivers over 600lm through a 1-3/4" pinhole with four optical distributions. Delivered lumens are maintained in different ceiling thicknesses.
- No ceiling access required.

### LED Light Engine

Warm dimming LED technology provides the natural sensation of circadian rhythm.

### Field Replaceable Dimming Driver

- Power factor > 0.9, 50/60Hz
- Multiple dimming drivers available
- Complies with IEEE62.41 surge protection

### Housing

Non-IC rated housing must be kept a minimum of 3" from insulation. 18 gauge galvanized steel housing and junction box with (3) 1/2" trade size knockouts. Includes (2) steel compression clips for installation below the ceiling. Max. ambient temperature: 104°F (40°C)

### Ceiling Thickness

- Accommodates ceiling thickness from 1/2" to 2"
- Delivered lumens are maintained through entire range

### Trim Style

- Die-cast aluminum pinhole trim with powder coat finishes, consult factory for custom finishes
- Trimless mud plate option available

### Accessories

Accommodates (2) accessories, a media holder is required. Accessories are not compatible when used with lensed trim.

### Emergency

Remote inverter operates for 90 minutes with remote test switch available, requires above ceiling access.

### Listing/Warranty

- Patent pending
- Five (5) year limited warranty
- UL listed to US and Canadian standards for damp locations
- UL listed to US and Canadian standards for wet locations when used with lens



### Housing Order Matrix (Example: A2-RM10S-RWH00)

Installation Type	Wattage	Driver	Aperture	Flange Finish	Rev
<b>A2-RM</b> (Non-IC)	<b>10</b> (10W)	<b>S</b> <sup>1,2</sup> (ERP, Universal Dim, Triac/ELV/0-10V 10% 120-277V) <b>LR1</b> (Remote Lutron Hi-lume® 2-Wire 1% 120V) <b>SR1</b> <sup>1</sup> (Remote ERP, Universal Dim, Triac/ELV/0-10V 10% 120-277V)	<b>-R</b> (Round) <b>-S</b> (Square)	<b>WH</b> (White) <b>BL</b> (Black) <b>SA</b> (Satin Aluminum) <b>BZ</b> (Bronze) <b>TL</b> (Trimless)	<b>00</b>

1. Forward and reverse phase dimming at 120V only
2. Driver is accessible from below ceiling

### Trim Order Matrix (Example: A2-3RWHWD30-NL-00)

Trim	Aperture	Reflector Finish	LED Light Engine	Optic	Lens Type	Rev
<b>A2-3</b>	<b>R</b> (Round) <b>S</b> (Square)	<b>WH</b> (White) <b>BL</b> (Black) <b>SA</b> (Satin Aluminum) <b>BZ</b> (Bronze)	<b>WD</b> (Warm Dim)	<b>10</b> (Spot) <b>30</b> (Narrow Flood) <b>50</b> (Flood) <b>80</b> (Wide Flood)	<b>-NL</b> (No Lens - damp location) <b>-FR</b> (Frosted - wet location) <b>-MP</b> (Solite - wet location) <b>-CL</b> (Clear - wet location)	<b>-00</b>

### Accessories (Note: Media holder required)

<b>A2-MHLDR</b>	(Media Holder- required)
<b>A2-HEX</b>	(Hex Louver)
<b>A2-FR</b>	(Frosted Lens)
<b>A2-MP</b>	(Solite Lens)
<b>A2-CL</b>	(Clear Lens)
<b>A2-LS</b>	(Linear Spread Lens)
<b>ABAT-RGNPLT-RND</b>	(Round Rough-in Plate)
<b>ABAT-RGNPLT-RND10</b>	(Round Rough-in Plate, 10pcs)
<b>ABAT-RGNPLT-RND5</b>	(Round Rough-in Plate, 5pcs)
<b>ABAT-RGNPLT-SQ</b>	(Square Rough-in Plate)
<b>ABAT-RGNPLT-SQ10</b>	(Square Rough-in Plate, 10pcs)
<b>ABAT-RGNPLT-SQ5</b>	(Square Rough-in Plate, 5pcs)

### Optics

<b>A2-10-OPTIC</b>	(10° Spot)
<b>A2-30-OPTIC</b>	(30° Narrow Flood)
<b>A2-50-OPTIC</b>	(50° Flood)
<b>A2-80-OPTIC</b>	(80° Wide Flood)

### Emergency

<b>EM-1000</b>	(25W LED Remote Inverter)
<b>EM-1002</b>	(10W LED Remote Emergency Driver)
<b>EM-1003</b>	(35W LED Remote Inverter)
<b>EM-1004</b>	(50W LED Remote Inverter)

# 2" acrobat LED Pinhole Downlight - Warm Dimming

## Remodel Housing

Round or Square / Trimmed or Trimless

Catalog #:

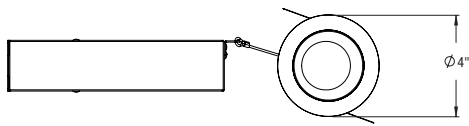
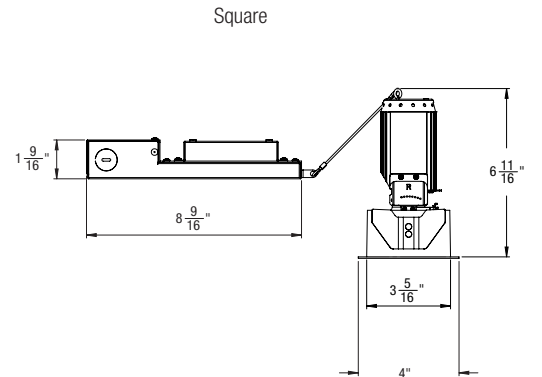
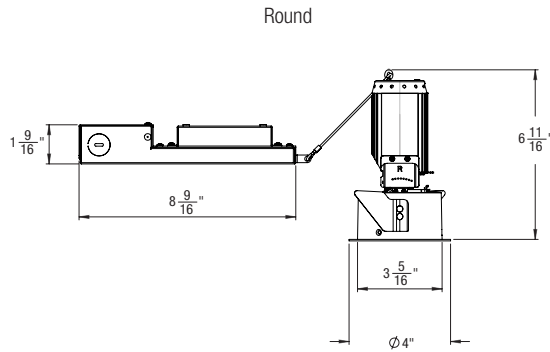
Type:

Project:

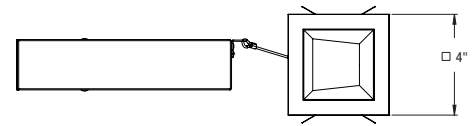
Date:

Notes:

### Housing Dimensions



Ceiling Cut-out: 3-3/8" Ø



Ceiling Cut-out: 3-3/8" x 3-3/8"



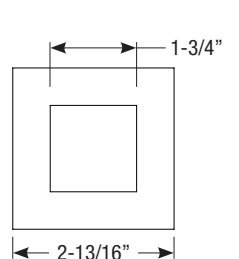
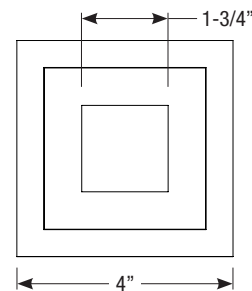
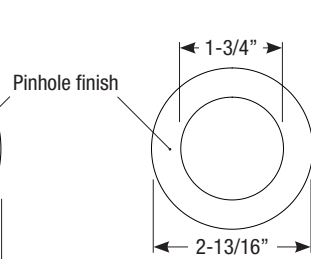
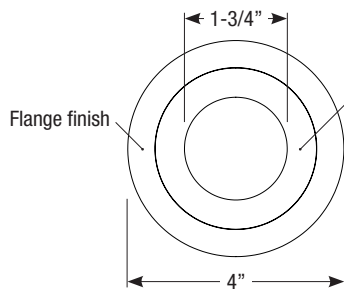
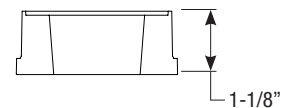
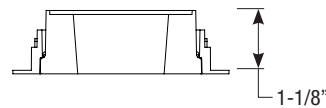
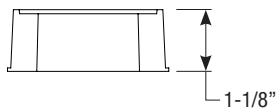
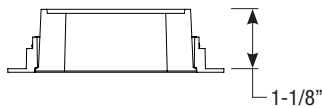
### Trim Dimensions

Round Trimmed

Round Trimless

Square Trimmed

Square Trimless



Spec-00102 Revised 06/04/2020